


# Recycle Right!


Instructions: Cut out the images below and sort them into two groups "recyclable" and "trash". You can help your community and planet by Recycling Right!  
Teachers: be a 3R WaRRRier, print this worksheet on reused paper!




Recycle



Trash



Cardboard Box




Leftover Food



Cereal Boxes and Paper



Plastic Bottle




Food Waste



Apple Core



Glass Jar without Metal Lid




Carton

Artwork by ClipArtisan <https://www.etsy.com/uk/shop/ClipArtisan>  
CVWMA Container Art by Keith Willis At Art Guild RVA




# Recycle Right!

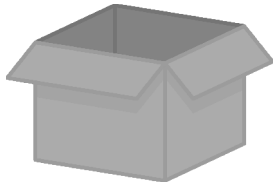
Instructions: Cut out the images below and sort them into two groups "recyclable" and "trash". You can help your community and planet by Recycling Right!  
Teachers: be a 3R WaRRRier, print this worksheet on reused paper!



Recycle



Trash



Cardboard Box



Leftover Food



Cereal Boxes and Paper



Plastic Bottle



Food Waste



Apple Core



Glass Jar without Metal Lid



Carton

Artwork by ClipArtisan <https://www.etsy.com/uk/shop/ClipArtisan>  
CVWMA Container Art by Keith Willis At Art Guild RVA

